

Name: _____

Date: _____

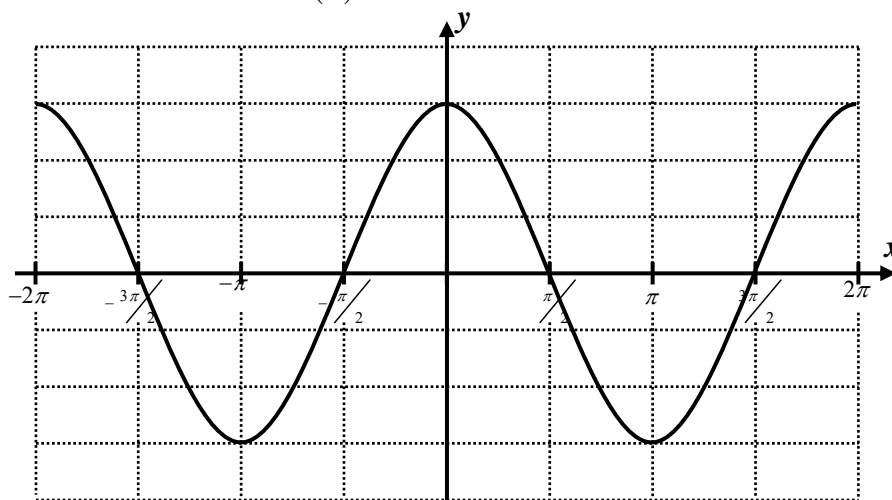
THE FREQUENCY AND PERIOD OF A SINUSOIDAL GRAPH COMMON CORE ALGEBRA II



A final transformation will allow us to horizontally stretch and compress sinusoidal graphs. It is important to be able to do this, especially when modeling real-world phenomena, because most **periodic functions** do not have a period of 2π . The first exercise will illustrate the pattern.

Exercise #1: On the grid below is a graph of the function $y = 3 \cos(x)$.

- (a) Using your calculator, sketch the graph of $y = 3 \cos(2x)$ on the same axes.



- (b) How many full cycles or periods of this function now fit within 2π radians?

- (c) Using your calculator, sketch the graph of $y = 3 \cos\left(\frac{1}{2}x\right)$ on the same axes.

- (d) How many full cycles or periods of this function now fit within 2π radians?

The **period** (or wavelength), P , of a sinusoidal function is an important concept. It is defined as the **minimum horizontal shift needed for the function to repeat its fundamental pattern**. The period for the basic sinusoidal graphs is 2π . From *Exercise #1*, the period of the function depends on the coefficient B in the general equations $y = A \sin(Bx)$ and $y = A \cos(Bx)$. This coefficient is known as the **frequency (or angular frequency)**.

Exercise #2: Consider the graphs from *Exercise #1*. For each below, state the frequency and period.

(a) $y = 3 \cos(x)$

(b) $y = 3 \cos(2x)$

(c) $y = 3 \cos\left(\frac{1}{2}x\right)$

Frequency, $B =$

Frequency, $B =$

Frequency, $B =$

Period, $P =$

Period, $P =$

Period, $P =$



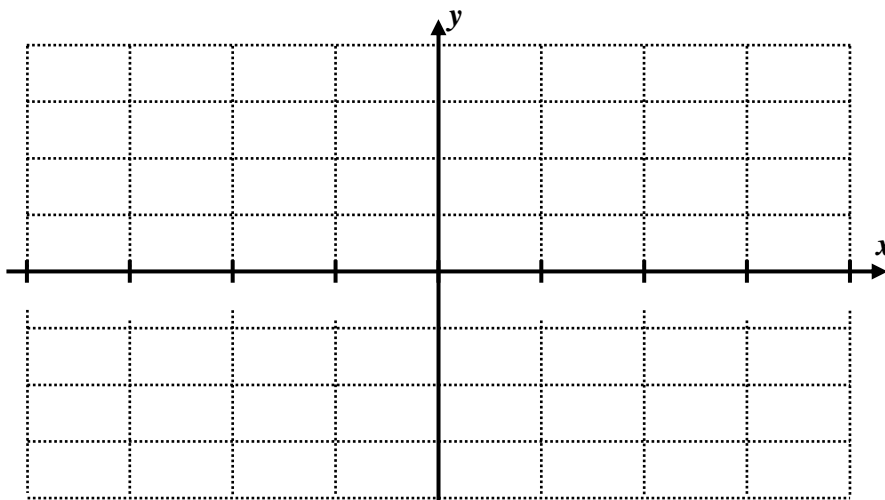
Clearly we can see from *Exercise #2* that the frequency and period are **inversely related**, that is as one increases the other decreases and vice versa.

Exercise #3: Examine the results from *Exercise #2*. What is true about the product of the period, P , and the frequency, B ? Write an equation for this relationship.

Exercise #4: Determine the period of each of the following sinusoidal functions. Express your answers in exact form.

(a) $y = 6\sin(4x)$ (b) $y = 8\cos\left(\frac{\pi}{3}x\right)$ (c) $y = -12\sin\left(\frac{2}{3}x\right)$

Exercise #5: Sketch the function $y = 2\sin(4x)$ on the grid below for one full period to the left and right of the y -axis. Label the scale on your axes.



Exercise #6: The heights of the tides can be described using a sinusoidal model of the form $y = A\cos(Bx) + C$. If high tides are separated by 24 hours, which of the following gives the frequency, B , of the curve?

- (1) 12
- (2) $\frac{\pi}{24}$
- (3) $\frac{\pi}{12}$
- (4) $\frac{\pi}{6}$



Name: _____

Date: _____

THE FREQUENCY AND PERIOD OF A SINUSOIDAL GRAPH
COMMON CORE ALGEBRA II HOMEWORK

FLUENCY

1. For each of the following sinusoidal functions, determine its period in exact terms of pi.

(a) $y = 6 \sin(10x)$

(b) $y = -2 \cos(8x)$

(c) $y = 7 \sin\left(\frac{1}{3}x\right)$

(d) $y = \frac{2}{3} \cos\left(\frac{4}{3}x\right)$

(e) $y = 8 \sin(0.25x)$

(f) $y = 2.5 \cos(0.4x)$

2. For each of the following sinusoidal functions, determine its exact period.

(a) $y = 5 \sin\left(\frac{2\pi}{7}x\right)$

(b) $y = 5 \cos\left(\frac{2\pi}{365}t\right) + 12$

(c) $y = -8 \sin\left(\frac{\pi}{9}x\right) - 1$

3. If the period of a sinusoidal function is equal to 18, which of the following gives its frequency?

(1) $\frac{\pi}{9}$

(3) $\frac{\pi}{18}$

(2) 18π

(4) 6π

4. It is known for that a particular sine curve repeats its fundamental pattern after every $\frac{2\pi}{7}$ units along the x -axis. Which of the following is the frequency of this curve?

(1) $\frac{2}{7}$

(3) $\frac{7}{2}$

(2) 7

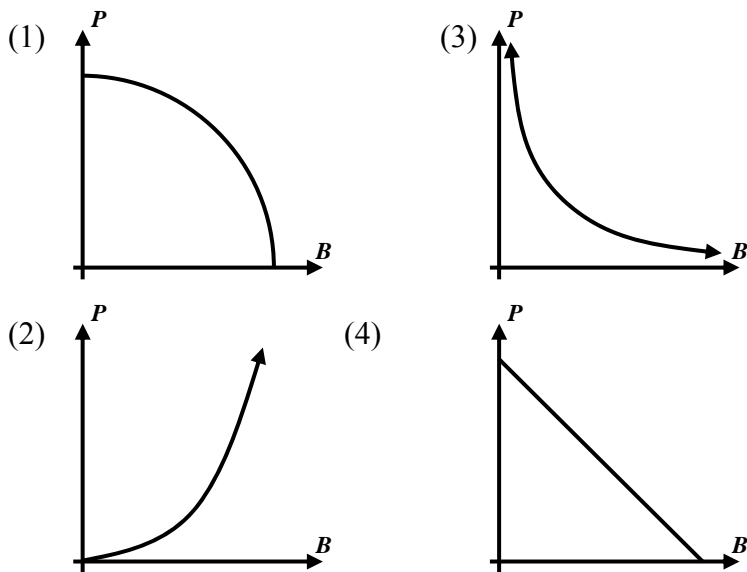
(4) 14



5. When the period of a sine function doubles, the frequency

- (1) doubles. (3) is halved.
 (2) increases by 2. (4) decreases by 2.

6. Which of the following graphs shows the relationship between the frequency, B , and the period, P , of a sinusoidal graph? Experiment on your calculator. Graph the expression $P = \frac{2\pi}{B}$.



7. Consider the curve whose equation is $y = -2 \cos\left(\frac{\pi}{8}x\right) + 3$.

- (a) Determine the exact period of this sinusoidal function.
 (b) What is the amplitude of this sinusoidal function?
 (c) What is the midline value of this sinusoidal function?
 (d) Sketch the function on the axes for a full period on both sides of the y -axis. Label the scale on your x -axis.

